


# Queens Park Theatre

## **Technical Specifications**



Phone number: 08 9956 6662  
Website: [www.queensparktheatre.com.au](http://www.queensparktheatre.com.au)  
Address 75 Cathedral Av. Geraldton 6530  
Postal Address PO Box 101, Geraldton WA 6531

### **Venues Technical Team Leader**

**Alexander Dick**

Mobile 0437410261  
Phone Number 0899566610  
Email Address [alexanderd@cgg.wa.gov.au](mailto:alexanderd@cgg.wa.gov.au)

### **Front of House Team Leader**

**Valli Papini**

Phone Number 0899566649  
Email Address [vallip@cgg.wa.gov.au](mailto:vallip@cgg.wa.gov.au)

### **STAGE**

Brief Stage Description:

We have an unranked proscenium arch stage with 39 single-purchase flyline facilities.

Stage Dimensions:

**Proscenium**

Width 9.7m

Height 6m

**Distance From**

Proscenium to Cyclorama 10.7m depth

Standard Performance masking 9.5m width

Traverse Masking to Traverse Masking 17.2m (maximum usable width)

Setting line to front edge of stage 1.15m (in front of House Curtain)

Stage extension is a curved edge adding 2.6m (from front edge ~3.7m)

Drift 18m

**Overhead obstructions**

Up stage cross over has air-con ducting.

Auditorium:


Auditorium consists of raked auditorium seating and a circle level with box seats.

Full seating capacity **656**

Lower Auditorium	505	Balcony seating	151
------------------	-----	-----------------	-----

Seating capacity with Stage extension: **608** Row A, B & BB - 48 seats are removed

Lower Auditorium	457	Balcony Seating	151
------------------	-----	-----------------	-----



Stage Extension / Orchestra Pit:

A motorised lift operates the stage extension.

Please make Technical Manager aware if you require the stage extension prior to the event.

SWL of orchestra lift                      2T

Dimensions of the orchestra pit    2.6m x 8m



With stage extended (above) and without stage extended (below)






### Fly Line Facilities:

#### **Fly System**

The fly system is a single purchase counterweight flying system, which is only operated by inducted QPT Technical Staff or at the discretion of the Technical Manager.

#### **Fly System Details**

Operating Position	OP at stage level
Total number of Lines	39 Lines
Batten Type	50mm O/D pipe
Batten Length	1647cm
Batten Pick-ups	(4) Pickups 2 each side of the 2m centre mark
Batten W.L.L.	Even distribution load of 350kg
Cradle Capacity	375kg



**Hanging Plot:**SL: Setting Line as indicated previouslyLine Type: **SP** = Single purchase, **DP** = Double purchase, **MW** = Motor Winch, **HW** = Hand Winch, **HL** = HandlineW.L.L.: Maximum distributed load including bar weight

Line #	Distance from SL	Line Type	W.L.L	Venue Allocation	Intended Use (hiring company use)
				Setting line	
1	25cm	MW		RAG/ House Curtain	Operate from SM Desk.
2	50cm	SP	350kg	Teaser + Legs	Fixed
3	75cm	SP	350kg	Screen	Fixed
4	100cm	SP	350kg		
5	125cm	SP	350kg	LX1	Lighting 24 inputs 10 amp
6	150cm	SP	350kg		
7	175cm	SP	350kg		
8	200cm	SP	350kg		
9	225cm	SP	350kg		
10	250cm	SP	350kg	Border	
11	275cm	SP	350kg	Legs	
12	300cm	SP	350kg	LX2	Lighting 24 inputs 10amp
13	325cm	SP	350kg		
14	350cm	SP	350kg		
15	375cm	SP	350kg	LX2.5	8 inputs 10amp
16	-	-	-	No Line	-
17	425cm	SP	350kg		
18	450cm	SP	350kg	Border	
19	475cm	SP	350kg		
20	500cm	SP	350kg	Legs	
21	525cm	SP	350kg	LX3	Lighting 24 inputs 10amp
22	550cm	SP	350kg		
23	575cm	SP	350kg		
24	600cm	SP	350kg		
25	625cm	MW		Mid-Stage Smother	Operate from SM desk.
26	650cm	SP	350kg		
27	675cm	SP	350kg		
28	700cm	SP	350kg	Border	
29	725cm	SP	350kg	Legs	
30	750cm	SP	350kg	LX4	Lighting 24 inputs 10amp
31	775cm	SP	350kg		
32	800cm	SP	350kg		
33	-	-	-	No Line	-
34	-	-	-	No Line	-
35	875cm	SP	350kg	Border	
36	900cm	SP	350kg	Legs	
37	925cm	SP	350kg		
38	950cm	SP	350kg		
39	975cm	SP	350kg		
40	1000cm	SP	350kg	LX5	LED Fusion Bars
41	1025cm	SP	350kg	Smother	
42	1050cm	SP	350kg	Cyclorama	Fixed

### **Drapery:**

*Type	Material	Colour	Width	Height	Quantity
House Curtain	Red Velvet/50% Gathered	Red	1547cm	700cm	1
Borders	Wool	Black			5
Legs	Fire Retardant Wool	Black			7 pairs
Tabs / Smother	Fire Retardant Wool	Black			6
Cyclorama	Cotton	White	1550cm	700cm	1
Scrim					

### **Access Equipment:**

Elevated Work Platform

Genie GR20      [www.genielift.com/en/aerial-lift/vertical-mast-lifts](http://www.genielift.com/en/aerial-lift/vertical-mast-lifts)

Working height 8.02m / Platform height: 6.02M

### **Ladders**

1 x Foldable Multipurpose A frame 4.5m

1 x A frame 1.8m

1 x A frame 2.4m

1 x Extension ladder 6.5m

1 x Step ladder

### **Staging Risers:**

16 x      1.8 x 1.2m Global Performer staging risers

4 x      1.8 x 600mm Global Performer staging risers

Heights available @ 300mm, 600mm & 900mm including wheels at various heights

### **Rigging**

The Theatre has a limited stock of soft slings, shackles, ropes and rigging equipment.

2 x 1T Chain blocks.

Please discuss your Rigging requirements with the Technical Manager prior.

## **LIGHTING**

See hanging plot for standard LX bar locations

### **Control:**

- MA Dot 2 XLF + additional Fader Wing [www.malighting.com/dot2/](http://www.malighting.com/dot2/)
- Signal distribution: Two universes of DMX @ FOH

### **Dimmer Racks:**

<b>Total Dimmers</b>	138
Dimmer Locations	PS Gallery
6 x 2.4Kw Jands HP - 12TR	96 channels
7 x 5Kw Jands HP – 6	42 channels
3 x Power Distro Jands PDS	36 outlets

### **House Lights:**

Independent control from SM Desk @ Prompt Side - Fade time not adjustable (8 sec)

### **Positions:**

**Stage LX Bars** 6 x LX Bars in a Standard House Rig position

#### **FOH Bridge #1**

Setting Line to lighting bar	11m @ 65Degrees
Usable bar width	12m
Notes:	see photo below

#### **FOH Bridge #2**

Setting Line to lighting bar	15.7 @ 45Degrees
Usable bar width	12m
Notes	see photo below

#### **Balcony Bar**

Setting Line to lighting bar	14m @ 20Degrass
Usable bar width	6m
Notes	Limited Patch Points for fixtures

#### **FOH Perches (PS & OP)**

Setting Line to FOH Perch	9.5m @ 40 Degrees
---------------------------	-------------------

#### **FOH Pros Booms (PS & OP)**

Setting Line to FOH Boom	2-5m @ 5-70Degrass
--------------------------	--------------------

**Stage Luminare:****Profiles**

Make	Model	Angle	Detail / Accessories	Total
Selecon	Pacific	12-28	Gobo M	<b>14</b>
Selecon	Pacific	23-50	Gobo A	<b>20</b>
Selecon	Pacific	45-75	Gobo A	<b>21</b>
Selecon	Pacific	90	Gobo A	<b>2</b>
Acclaim	Axial	18-34	Gobo M	<b>10</b>
Light Sky	LED Profile	Fixed 19		<b>12</b>

**Fresnel's**

Make	Model	Detail / Accessories	Total
Selecon	Fresnel 8 inch	Barn doors	<b>9</b>
Strand	Harmony F	Barn doors	<b>10</b>

**Cyc Wash**

Make	Model	Detail / Accessories	Chan	Total
Ehrgeiz	Fusion Bar 2	<a href="https://ehrgeiz.glp.de/en/products/linear-lights/fusion-2">https://ehrgeiz.glp.de/en/products/linear-lights/fusion-2</a>		<b>8</b>

**Overhead Movers**

Make	Model	Chan	Detail / Accessories	Total
Martin	MH 7 Hybrid		<a href="https://www.martin.com/en/products/rush-mh-7-hybrid">https://www.martin.com/en/products/rush-mh-7-hybrid</a>	<b>6</b>
Light Sky	Tour Pro Wash 300			<b>11</b>
Clay Paky	Alpha Spot 300	21	<a href="http://www.claypaky.it/en/products/alpha-spot-300">www.claypaky.it/en/products/alpha-spot-300</a>	<b>4</b>

**Ground Package**

Make	Model	Chan	Detail / Accessories	Watt	Total
Martin	MH 7 Hybrid		<a href="https://www.martin.com/en/products/rush-mh-7-hybrid">https://www.martin.com/en/products/rush-mh-7-hybrid</a>		<b>2</b>
Light Sky	Tour Pro Wash 300				<b>4</b>
Ehrgeiz	Fusion Bar 2		<a href="https://ehrgeiz.glp.de/en/products/linear-lights/fusion-2">https://ehrgeiz.glp.de/en/products/linear-lights/fusion-2</a>		<b>4</b>



**Follow spots:**

Make	Model	Angle	Detail / Accessories	Total
Robert Juliet	Alex	7-14	6 Colour Holder	<b>2</b>

**Accessories:**

Item	Make	Model	Detail / Accessories	Total
Hazer	Unique	2.1	DMX	<b>2</b>
Mirror Ball			20in Diameter ball with motor	<b>1</b>
Iris	Selecon		For Pacific's	<b>8</b>

**Power:**

**3 Phase Outlets** (There is no 3 phase power on OP side)

35 Amp PS at stage level

40Amp PS at stage level

40Amp PS Gallery

**Cabling:**


**240v Extension Cable**

The theatre has minimal stock of tagged 10amp extension leads to accommodate the venue's standard lighting rig. Any additional equipment will require additional cable stock to be sourced.

**Lighting Notes:**

See standard rig plan below

Lighting shots from both FOH bridges can be obstructed by the ceiling



FOH Bridge 2



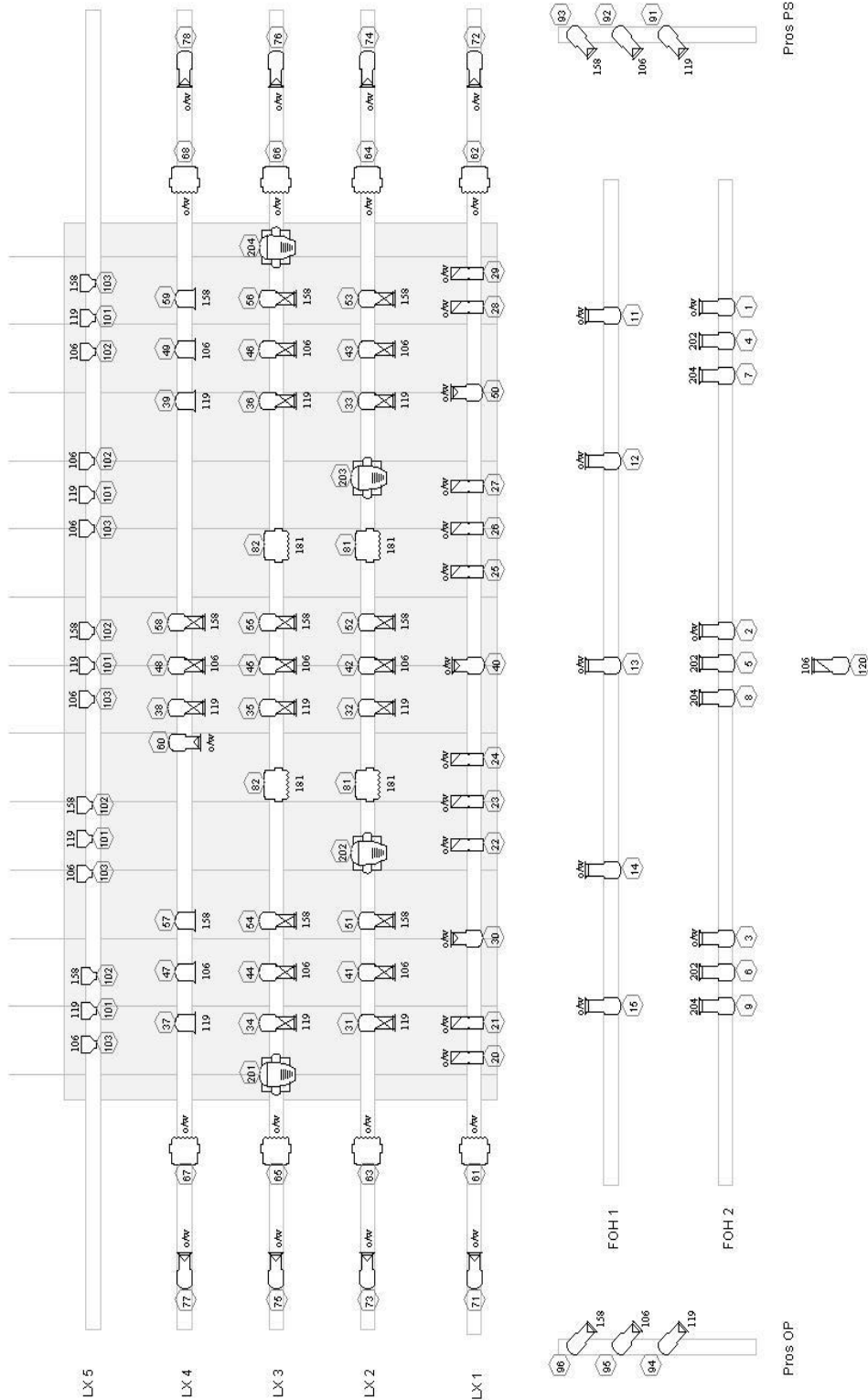
FOH Bridge1

View from Audio & Lighting position



\*\*sample standard lighting plan – under development

# QPT Lighting Plot Channel Numbers Only



<p>1000 - Gel Colour</p> <p>- Circuit Number</p> <p>- Desk Channel Number</p> <p>100 - Dimmer Number / DMX</p>	<p>CH 71 - 79 Have Break Up Gobo</p>
--	--------------------------------------

## AUDIO

### Control:

- Midas Pro 2C <https://www.musictribe.com/Categories/Midas/Mixers/Digital/PRO2C-CC-TP/p/P0BNK#>
- Yamaha LS9-32 Digital Console <http://www.yamahaproaudio.com/global/en/products/mixers/ls9/>

### Control Positions:

Located at centre Position at the back of the lower auditorium, next to Lighting operations.

### Amplifiers

- 5 x L'Acoustics

(Running FOH system across 5 sends and managed using the L'Acoustics network manager on a Mac housed at FOH control position)

- 3 x Quest QA3004
- 1 x Quest QA4004
- 1 x Peavey CS 3000

### Speakers:

FOH Speakers (fixed installation)

7 x	KIVA Elements + 1 x SB15m – per side (Flown)
2 x	8XT Side fill
6 x	5XT lip-fill
4 x	8XTi under balcony fill
2 x	SB18i subs ground stacked (1 per side)

<https://www.l-acoustics.com/en/products/loudspeaker-systems/k-series-variable-curvature-line-source/>

### Foldback

2 x	QM 700	<a href="http://www.questaudio.com.au/qmotion/qm700/">http://www.questaudio.com.au/qmotion/qm700/</a>
3 x	QM 12MPL	<a href="http://www.questaudio.com.au/qmotion/qm12mp/">http://www.questaudio.com.au/qmotion/qm12mp/</a>
3 x	QM 12MPR	
2 x	EV SX300	<a href="https://www.electrovoice.com/product.php?id=202">https://www.electrovoice.com/product.php?id=202</a>

Please discuss your foldback requirements with the Technical Manager if you are requiring more than just playback speakers onstage

**Microphones & RF**

Make	Model	Detail / Accessories	Use	Total
Sennheiser	G4 Wireless Microphone	e935 Caps		4
Sennheiser	G3 Wireless Microphone	e934 Caps		4
Sennheiser	Hs2 Headset Mic			2
Sennheiser	ME2II	Lavalier Mic		1
Audac	CMX726	Headset Mic		6
Shure	Beta 52a	Kick Mic	Kick Mic	1
Shure	SM58	Clips	Instrument/Vox	5
Shure	SM57	Clips	Instrument/Vox	4
AKG	D5	Vocal Mic	Vocals	1
AKG	C418	Clip on	Toms	3
AKG	D112	Kick Mic	Toms	1
Shure	SM81		Overheads	2
EV	RE90H	25 foot Dropper Cable off Fly bar	Choir	1
EV	RE90B	Boundary Mic	Tap Mics	2
Sennheiser	E835		Vocals	3
EV	ND66	Adjustable Head	Instrument	4
Generic TTS and Talkback Mics				2

**Associated RF Equipment**

Make	Model	Detail / Accessories	Total
Sennheiser	G3 B Band Receiver		4
Sennheiser	G4 GBW Band Receiver	*Total of 8 Channels of RF, This can be a combination of Handheld, lavalier or headset microphones. Please inform technical manager of combination required before performance.	4
Sennheiser	SK500 Bodypack Transmitter		8
Sennheiser	Sennheiser A 1031-U Passive Antennas	*Associated 10 metre 50Ohm Coax cable with BNC connectors for both Antennas	2
Shure	2 Channel Receiver unit BLX88		1
Shure	Wireless Handheld PG58		1
Shure	Wireless Bodypack Transmitters	4 Pin Connection	2
Macbook *		All Sennheiser wireless gear is networked and managed on a macbook using Sennheiser wireless systems manager.	



D.I's:

Make	Model	Detail / Accessories	Use	Total
Radial	JDI	Passive		4
Radial	Pro D2 Stereo D.I	Passive	Show Playback	1
Klark Teknik	DN100	Active		2
Behringer	Ultra D.I	Active		3
Radial	USB Playback	Passive	Laptop Output	1
Radial	Bluetooth D.I			1
Radial	Presenter D.I			1
Jands	SM2 Direct Box			1

Stands:

Item	Model	Detail / Accessories	Total
Tall Black Boom	K&M		<b>14</b>
Tall Grey Boom	K&M		<b>4</b>
Straight Mic Stands	K&M	Round Base	<b>4</b>
Short Grey Boom	K&M		<b>3</b>
Short Black Boom	K&M		<b>2</b>
Medium Black Boom	K&M		<b>1</b>
Table Top Stands	Generic		<b>2</b>

Playback:

Item	Make	Model	Detail	Total
QLab			Installed on 2018 Macbook 15.4 inch 2.8GHZ processor with SSD , variety	
Blu Ray Player				

Cabling:Audio Cable

Theatre has a stock of XLR cable to accommodate the venue's equipment

Multicore

2 x 15m stage boxes - 8 Channels, 4 sends

Lines to and from stage

3 x Cat6 Lines terminated with Ethercon barrels at each end (These are dedicated lines for our in house audio desk but can used for touring Audio desks)

2 x Cat5e Lines terminated with standard RJ45 clip ends

32 Channels of copper Inputs / 8 Returns from amp room side of stage that connect to FOH control position

Audio Notes: Please give notice if you require our Audio Desk to be removed

## **AUDIO VISUAL**

### **AV Playback Equipment & Projectors:**

Type	Model	Detail / Accessories	Total
Epson		Short Throw	1
Mitsubishi	FL7000U	7500 ANSI Lumens	1
Panasonic	PT-DX 100	10,000 ANSI Lumens: Fixed Position	1
Hitachi	CP-X5021N	5000 ANSI Lumens	1

			Total
Fixed Cinema Screen		Fly Line No. 3	1
Multi Media Player	Denon DN 500BD		1
Vision Mixer	Roland VH 60 D		1

### **Projector Rigging Points:**

Please discuss your projection requirements with the Technical Manager

### **AV Cabling:**

Venue has a limited stock of AV cables, accessories and connections.

## **BACKSTAGE**

### **Communications:**

#### **Talkback**

Master Unit Jands Clearcom system

Total sub stations 2

Wireless belt packs: 4

Talkback patching located at: SM Position, OP Fly Gallery, FOH Position

#### **Paging / Show relay**

Paging to all zones of the theatre through base stations with paging mics located from SM Desk and the lower foyer

Live video cast of show is available as channel 103-3 on dressing room TV's

#### **Stage Monitor**

Stage monitor is connected to the a Roland V60-Hd vision mixer's MULTIVIEW output, this gives the SM stage camera vision as well as access to any laptops that have been input into the vision mixer

#### **Stage Camrera**

Panasonic 4k UHD HC-WXF995M

### Dressing Rooms:

Dressing Room	Capacity
Dressing Rm #1	16
Dressing Rm #2	16
Green Rm / DR 3	20
Basement Room	20

- All dressing rooms include toilet, shower, hand basins air conditioning, mirror lighting and clothes racks
- All have access to closed-circuit Stage vision and internal broadcast facilities

- Greenroom: (Shared facility with Dressing Room 3)

- Tea / Coffee facilities YES
- Fridge / freezer YES
- Microwave YES
- Water YES

### Laundry / Wardrobe:

Washing Machine	1
Dryer	1
Iron / ironing board	1
Clothes racks	YES

### Stage Door / Artist Access:

Stage Door is located on the Maitland Street side of the building near the loading dock driveway.

## **ADDITIONAL FACILITIES & INFORMATION**

### Orchestral:

- 1 x Yamaha C50 Baby Grand Piano. (Please inform Technical Manager if you wish to use the piano prior to the performance date)
- 1 x Upright Piano
- 10 x Music Stands and scone lights

## **VENUE:**

### **Venue Contacts:**

Venue Address                      Corner of Cathedral Av. & Maitland St. Geraldton 6530

Venue Postal Address        63 Cathedral Avenue, Geraldton WA 6530

### **Loading Dock:**

#### **Access**

Loading Dock delivery access via Maitland Street.  
Semi-Trailer access to be scheduled with the Technical Manager prior to arrival

Loading Dock Height        **1.2m**

Door Dimensions            **4.7m High                      2.63m Wide**



### **Staff Contacts:**

**Venues Technical Team Leader                      Alexander Dick**

Mobile                                      0437410261

Office Number                              0899566610

Email Address                              alexanderd@cgg.wa.gov.au

**Front of House Team Leader                      Valli Papini**

Office Number                              0899566649

Email Address                              vallip@cgg.wa.gov.au